



## Tutorial of SameMovie Disney+ Video Downloader for Windows

### Overview

- [Introduction](#)
- [Key Features](#)
- [System Requirements](#)

### Purchase & Registration

- [Purchase License](#)
- [Registration Tips](#)

### Installation & Interface

- [Installation](#)
- [Main Interface](#)
- [Menu](#)

### Tutorials

- [Log into Disney+ Account](#)
- [Customize Output Settings](#)
- [Search for Disney+ Video](#)
- [Select Audio Track and Subtitle](#)
- [Download Disney+ Video](#)
- [Check Download History](#)

### Technical Supports

- [Support](#)
- [Contact](#)





## Overview

- [Introduction](#)
- [Key Features](#)
- [System Requirements](#)

## Introduction

Thanks for using SameMovie Disney+ Video Downloader for Windows!

[SameMovie Disney+ Video Downloader Windows](#) is a professional downloading tool with an easy and clear user interface. It allows you to download unlimited Disney+ and Disney+ Hotstar movies & TV shows in high quality. What's more, SameMovie allows you to select and download available subtitles and audio tracks in different languages according to your need. SameMovie also provides a collection of detailed tutorials for users to quickly familiarize themselves with the software operation.

## Key Features

- Download movies and shows from Disney+ and Hotstar.
- Download Disney Plus videos as MP4/MKV format.
- Keep HD video quality for crystal offline viewing.
- Keep multilingual subtitles and audio tracks.
- Batch download feature & fast download speed.
- 100% safe and without any ads.

## System Requirements

- Windows 7, 8, 8.1, 10, 11 (32 bits & 64 bits)
- 1GHz processor or above
- 512 megabytes (MB) or higher RAM
- 1024\*768 resolution display or higher Monitor
- 1GB of available hard-disk space or higher





## Purchase & Registration

- [Purchase SameMovie Disney+ Video Downloader for Windows](#)
- [Register SameMovie Disney+ Video Downloader for Windows](#)

## Purchase SameMovie Disney+ Video Downloader for Windows

SameMovie offers three subscription plans: Monthly, Yearly, and Lifetime plans.

To purchase a license key for Disney+ Video Downloader for Windows, please visit [here](#).

### 1. Why should I buy SameMovie Disney+ Video Downloader?

SameMovie Disney+ Video Downloader is a shareware, and the trial version only allows you to download the first 5 minutes of each video in HD quality. To get the full video, please purchase a license. After the purchase, you will be provided with your Registration Email and Registration key which will unlock the trial version limitation.

### 2. What Benefits do we have after Registration?

- Unlimited use during the subscription period without any function restrictions.
- FREE upgrades to the latest versions of the same product.
- FREE technical support.





## Register SameMovie Disney+ Video Downloader for Windows

**Step 1:** Run SameMovie Disney+ Video Downloader on PC. First you should click the **Menu** icon or the **Key** icon on the upper right, and then select the **Register** option to register your program.

**Step 2:** Please fill in the blanks with the **Registration Email** and **Registration Code**. You can use keyboard shortcuts to copy (Ctrl+C) and paste (Ctrl+V) your license in the registration window.

**Step 3:** After finishing the registration, the limitation of the trial version will be removed.

Registration

Please enter the registration information to upgrade trial version to registered version.

E-Mail:

Code:

Buy Now

Free Trial

Register





### Notice:

1. Your computer should be connected with the Internet.
2. Make sure both the Registration Email and Registration key are provided by our company after you pay the registration fee. If you have not paid, please click **Buy Now** to purchase.
3. Please make sure Registration Email and Registration key you entered are both completely and correctly, if not, an error message will pop up as below:

Registration

Please enter the registration information to upgrade trial version to registered version.

E-Mail:

Code:

The registration information must be entered exactly as they appear in your confirmation email. Using the copy and paste method to enter the license is recommended.

Buy Now

Free Trial

Register





## Installation & Interface

- Installation
- Main Interface
- Menu

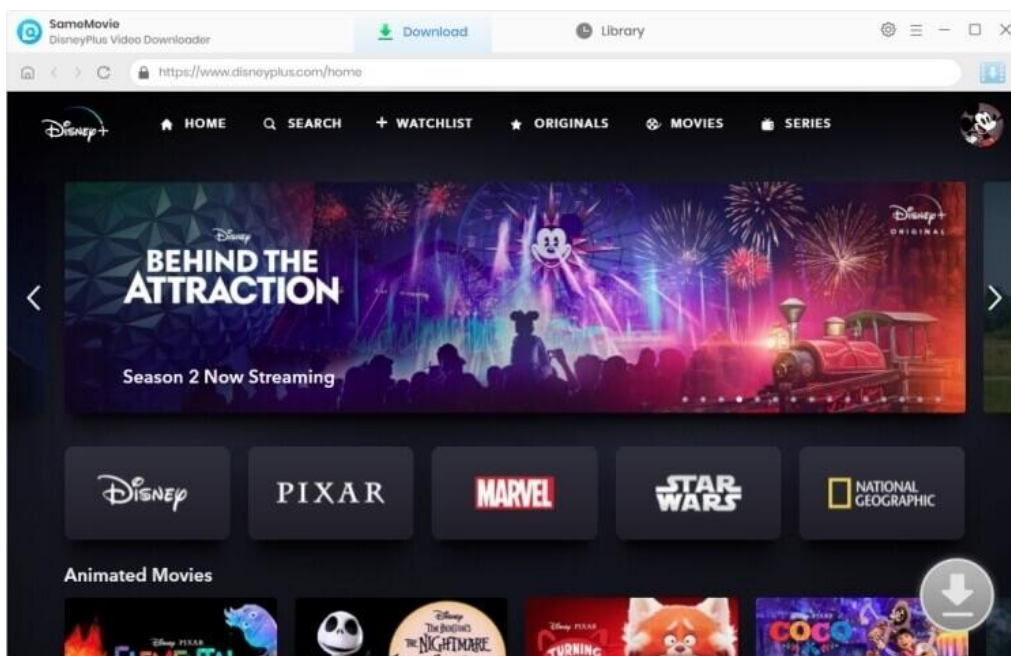
### Installation

To install this product, please refer to the following steps:

1. Download the latest version of SameMovie Disney+ Video Downloader through [Download Center](#).
2. Double click the disneyplus-video-downloader.exe file to accomplish a "single-click install".
3. After installing, you can double-click SameMovie icon to launch the program.

### Main Interface

Launch SameMovie for Windows and you will see the main interface as below:

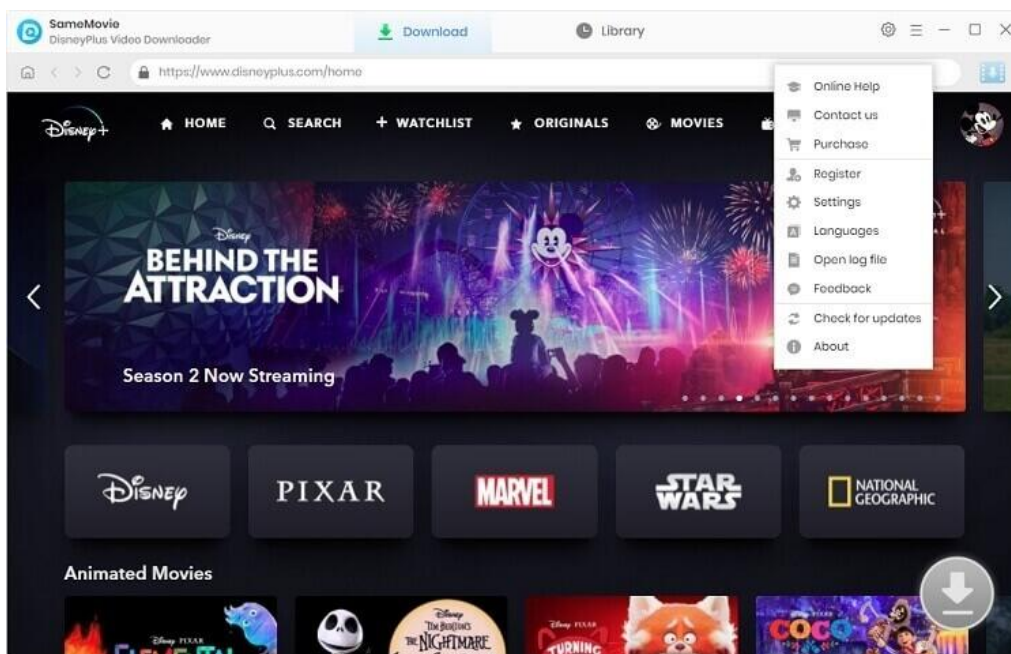






## Menu

Click the Menu button on the upper-right corner, and you will see a dialogue as below:





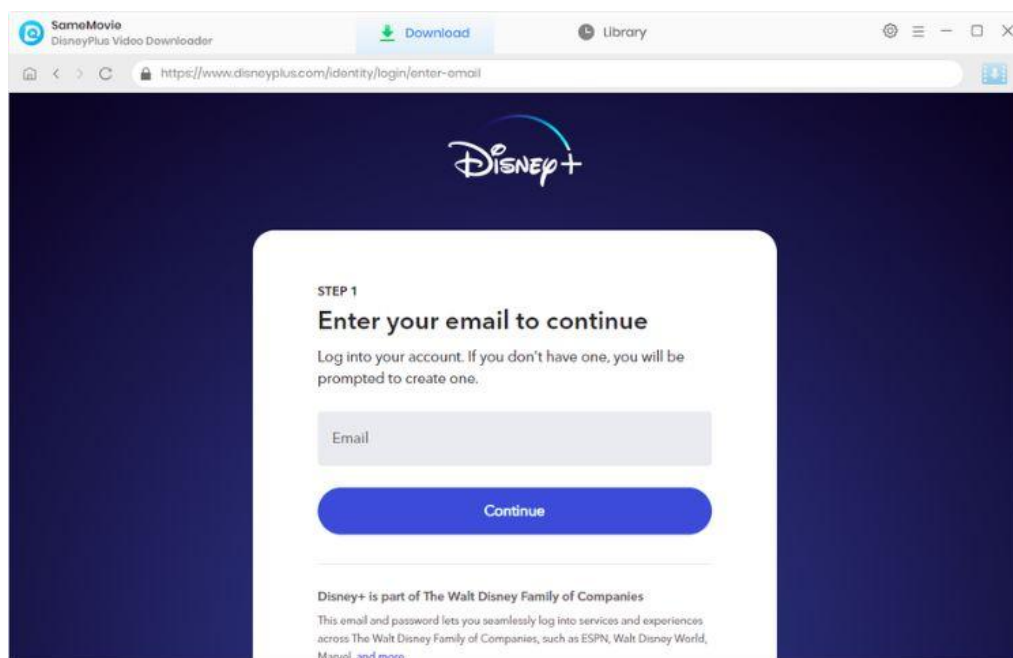


## Tutorials

- Log into Disney+ Account
- Customize Output Settings
- Search for Disney+ Video
- Select Audio Track and Subtitle
- Download Disney+ Video
- Check Download History

### Step 1: Log into Disney+ Account

Run SameMovie Disney+ Video Downloader firstly, then a window will pop-up asking you to log in with Disney+ account.

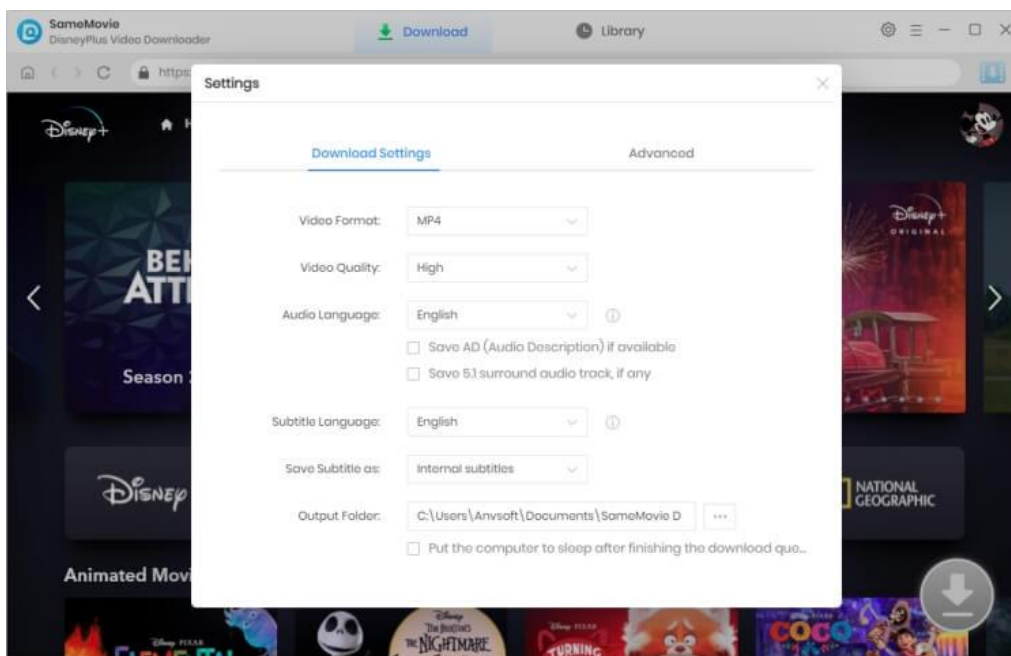






## Step 2: Customize Output Settings

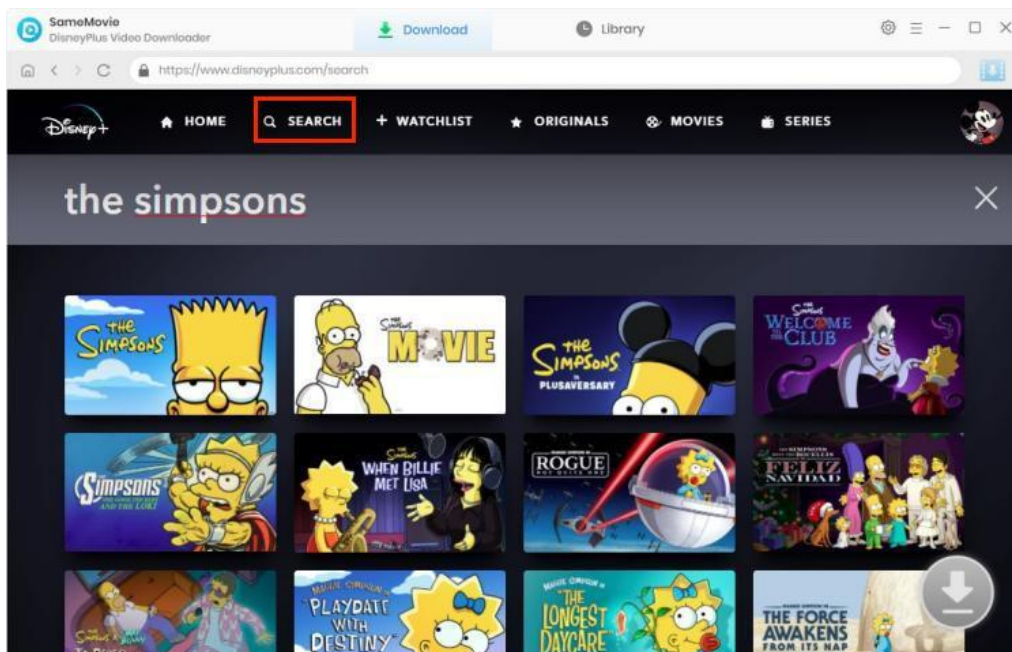
Click the **“Settings”** button on the upper right corner of the interface to customize the output settings. You can choose the output format (MP4 or MKV), video quality, and the language of audio track and subtitle, the output path, and more.





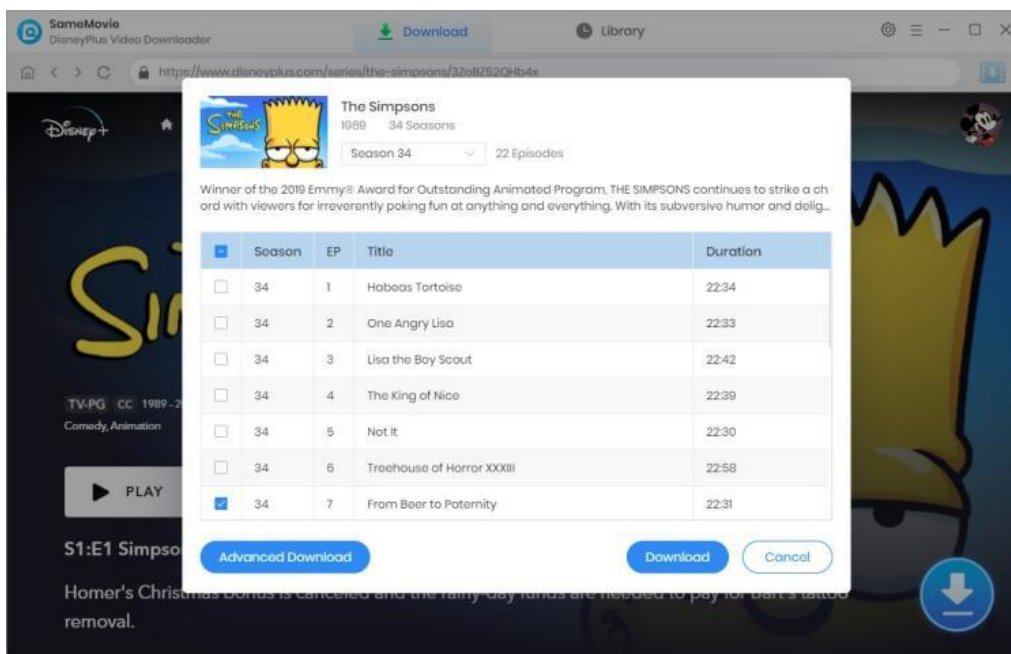
### Step 3: Search for Disney+ Video

Type the movie or TV series name in the search box, and DisneyPlus Video Downloader will show related videos. It's also available to locate, stream, and download videos in the built-in Disney+ browser. Click on the target video, and then click the arrow icon in the bottom right.



### Step 4: Select Audio Track and Subtitle

A window will pop up, allowing you to select titles as well as seasons. You can also change audio track, and subtitles by clicking the **"Advanced Download"** button at the bottom left.







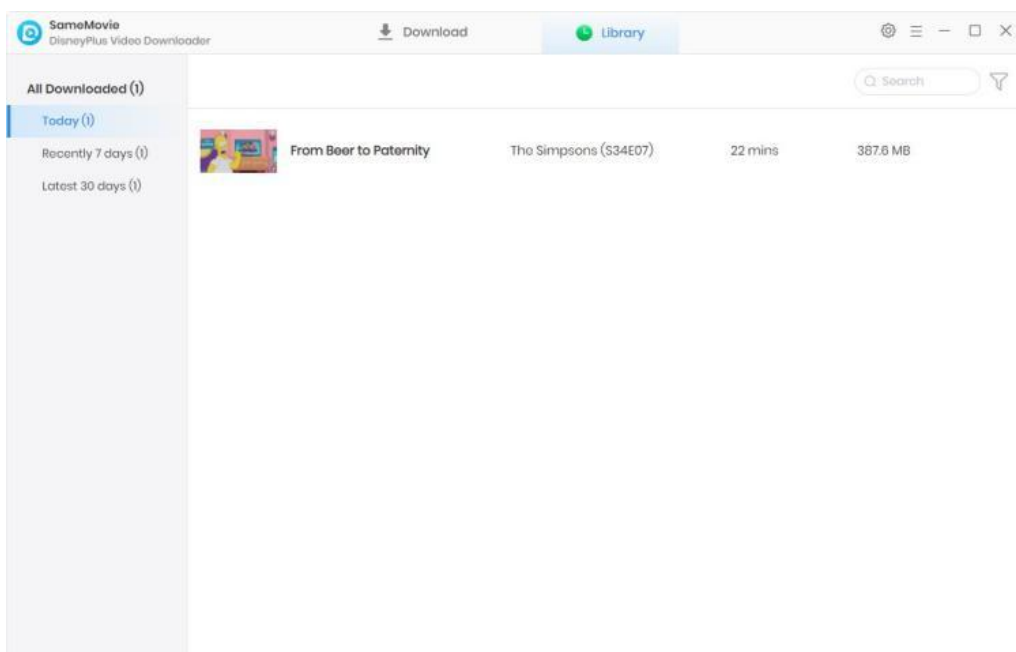
## Step 5: Download Disney+ Video

Click the **“Download”** button to start downloading videos, the program will download the selected videos to the computer one by one.



## Step 6: Check Download History

After downloading, you can check what you have downloaded by clicking the **“Library”** tab. Here you can find the record of all video files.







## Support & Contact

- [Support](#)
- [Contact](#)

### Support

For more information, please visit SameMovie official website:

Home Page: <https://www.samemovie.com/>

Product Page: <https://www.samemovie.com/disneyplus-video-downloader.html>

If you have any problem, you may help yourself with SameMovie FAQ!

FAQ Page: <https://www.samemovie.com/faqs-disneyplus-video-downloader.html>

Support Page: <https://www.samemovie.com/disneyplus-video-downloader/online-help.html>

### Contact

If you encounter any problems that you can't figure out, please contact SameMovie technical support team for further assistance. Technical support inquiry, suggestion, feedback, proposal, compliments, or criticism, are all welcome.

We are always ready to serve you with prompt and useful email support. From Monday to Friday, we will answer your emails within 24 hours. If you send emails during weekends, we will answer your questions on the next Monday. Please allow time lag due to different time zones.

**Support E-Mail:** [support@samemovie.com](mailto:support@samemovie.com)