



Tutorial of SameMovie Hulu Video Downloader for Windows

Overview

- [Introduction](#)
- [Key Features](#)
- [System Requirements](#)

Purchase & Registration

- [Purchase License](#)
- [Registration Tips](#)

Installation & Interface

- [Installation](#)
- [Main Interface](#)
- [Menu](#)

Tutorials

- [Log into Hulu Account](#)
- [Customize Output Settings](#)
- [Search for Hulu Video](#)
- [Select Advanced Download Settings](#)
- [Download Hulu Video](#)
- [Check Download History](#)

Technical Supports

- [Support](#)
- [Contact](#)



Overview

- [Introduction](#)
- [Key Features](#)
- [System Requirements](#)

Introduction

[SameMovie Hulu Video Downloader for Windows](#) is the best downloading tool for Windows that can easily download and save Hulu videos to your computer. Featured with the high-speed downloading engine and ads filtering function, it can help you quickly download TV shows, movies, and original series in MP4 or MKV format, and enables you to watch no ads Hulu videos on your Windows PC.

Key Features

- Download any TV shows and movies from Hulu.
- Download Hulu videos in HD quality (up to 1080p).
- Save Hulu videos in MP4/MKV format
- Keep multilingual subtitles and audio tracks (including 5.1 sound)
- Support up to 24 languages

System Requirements

- Windows 7, 8, 8.1, 10, 11 (32 bits & 64 bits).
- 1GHz processor or above.
- 512 megabytes (MB) or higher RAM.



Purchase & Registration

- [Purchase SameMovie Hulu Video Downloader for Windows](#)
- [Register SameMovie Hulu Video Downloader for Windows](#)

Purchase SameMovie Hulu Video Downloader for Windows

SameMovie offers three subscription plans: Monthly, Yearly, and Lifetime plans.

To purchase a license key for Hulu Video Downloader for Windows, please visit [here](#).

1. Why should I buy SameMovie Hulu Video Downloader?

SameMovie Hulu Video Downloader is a shareware, and the trial version only allows you to download the first 5 minutes of each video in HD quality. To get the full video, please purchase a license. After the purchase, you will be provided with your Registration Email and Registration key which will unlock the trial version limitation.

2. What Benefits do we have after Registration?

- Unlimited use during the subscription period without any function restrictions.
- FREE upgrades to the latest versions of the same product.
- FREE technical support.

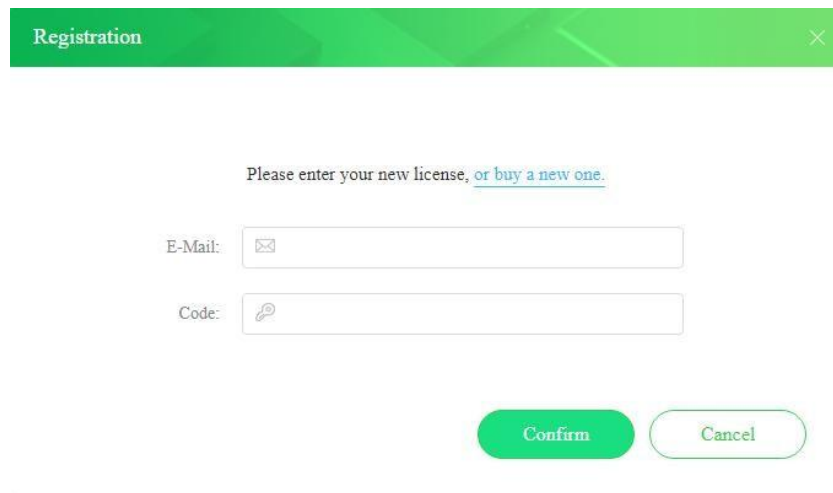


Register SameMovie Hulu Video Downloader for Windows

Step 1: Run SameMovie Hulu Video Downloader on PC. First you should click the **Menu** icon or the **Key** icon on the upper right, and then select the **Register** option to register your program.

Step 2: Please fill in the blanks with the **Registration Email** and **Registration Code**. You can use keyboardshortcuts to copy (Ctrl+C) and paste (Ctrl+V) your license in the registration window.

Step 3: After finishing the Registration, the limitation of the trial version will be removed.



The image shows a 'Registration' dialog box with a green header bar containing the title 'Registration' and a close button (X). The main area is white and contains the text 'Please enter your new license, [or buy a new one.](#)'. Below this text are two input fields: 'E-Mail:' with an envelope icon and 'Code:' with a key icon. At the bottom right, there are two buttons: 'Confirm' (solid green) and 'Cancel' (outlined green).



Notice:

1. Your computer should be connected with the Internet.
2. Make sure both the Registration Email and Registration key are provided by our company after you pay the registration fee. If you have not paid, please click **Buy Now** to purchase.
3. Please make sure Registration Email and Registration key you entered are both completely and correctly, if not, an error message will pop up as below:

Registration

Please enter your new license, [or buy a new one.](#)

E-Mail:

Code:

The registration information must be entered exactly as they appear in your confirmation email. Using the copy and paste method to enter the license is recommended.

Confirm

Cancel



Installation & Interface

- Installation
- Main Interface
- Menu

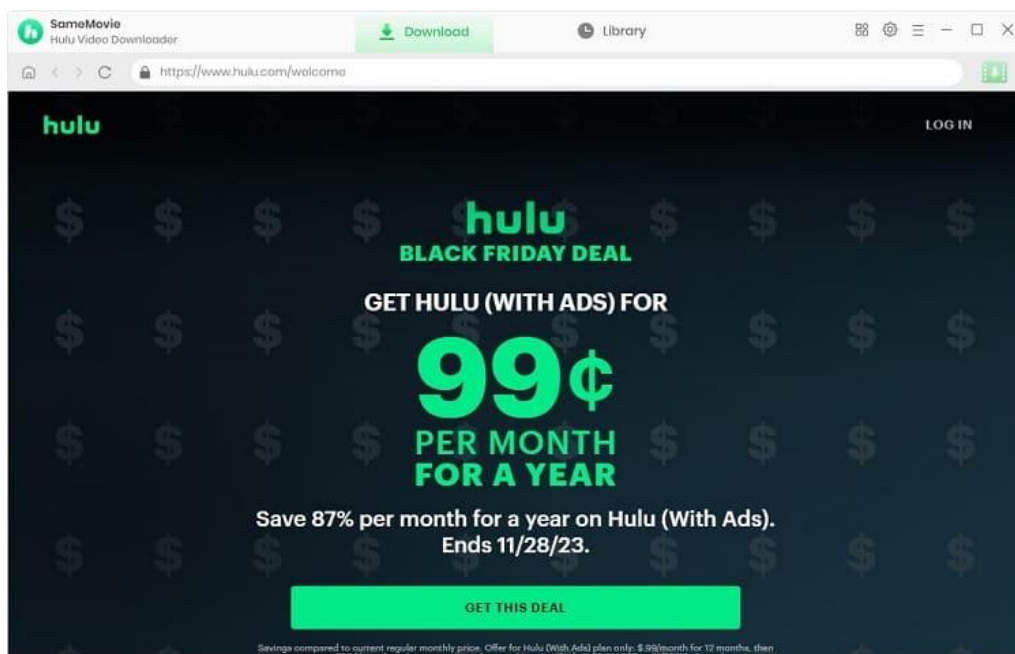
Installation

To install this product, please refer to the following steps:

1. Download the latest version of SameMovie Hulu Video Downloader through [Download Center](#).
2. Double-click the hulu-video-downloader.exe file to accomplish a "single-click install".
3. After installing, you can double-click SameMovie icon to launch the program.

Main Interface

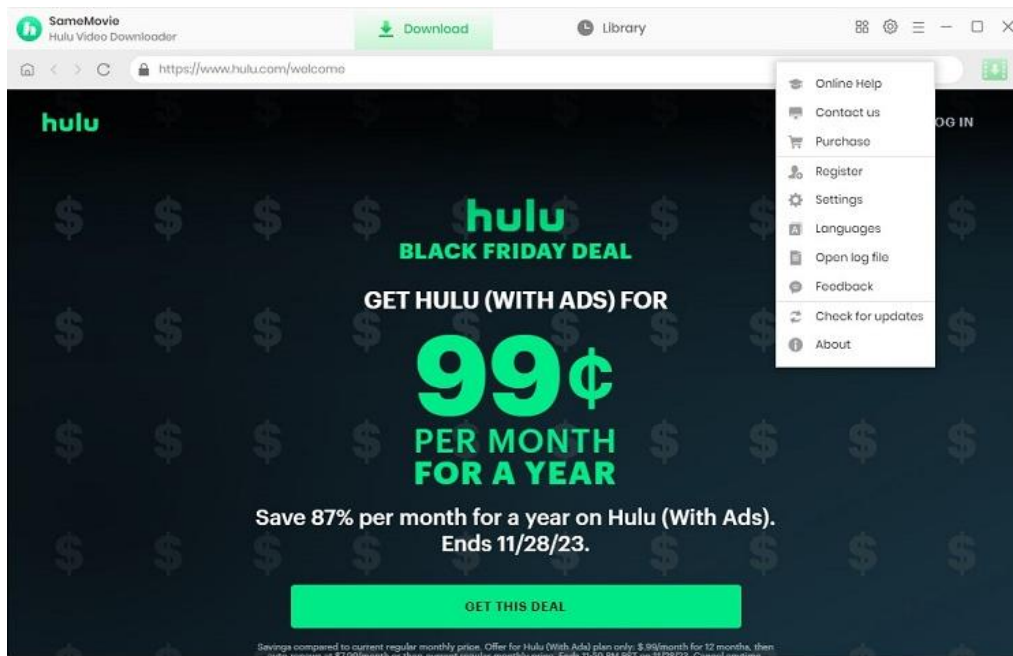
Launch SameMovie for Windows and you will see the main interface as below:





Menu

Click the **Menu** button on the upper-right corner, and you will see a dialogue as below:



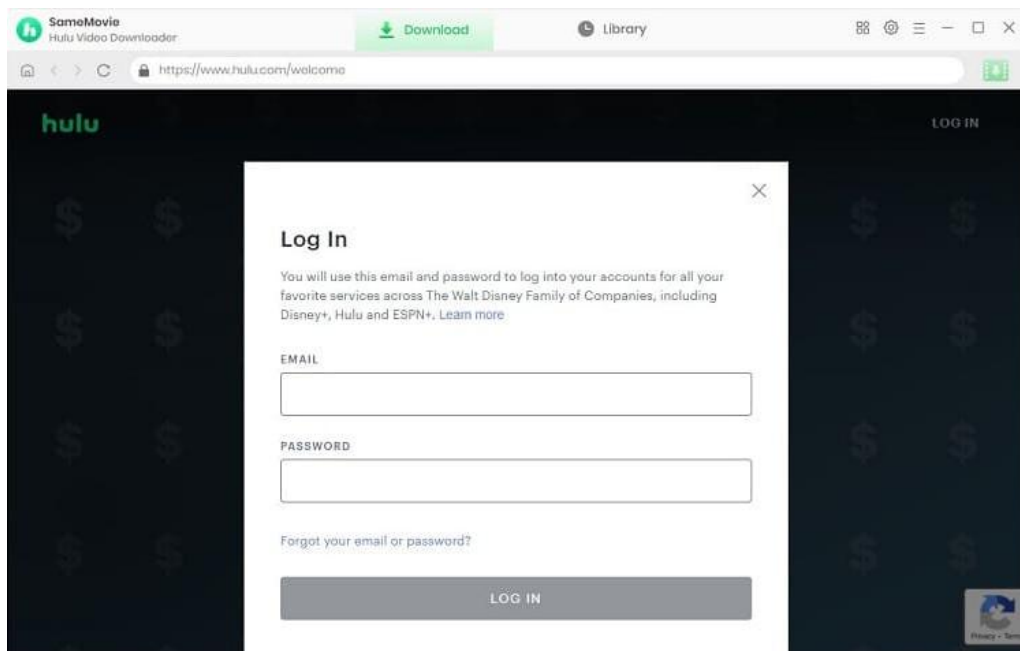


Tutorials

- Log into Hulu Account
- Customize Output Settings
- Search for Hulu Video
- Select Advanced Download Settings
- Download Hulu Video
- Check Download History

Step 1: Log into Hulu Account

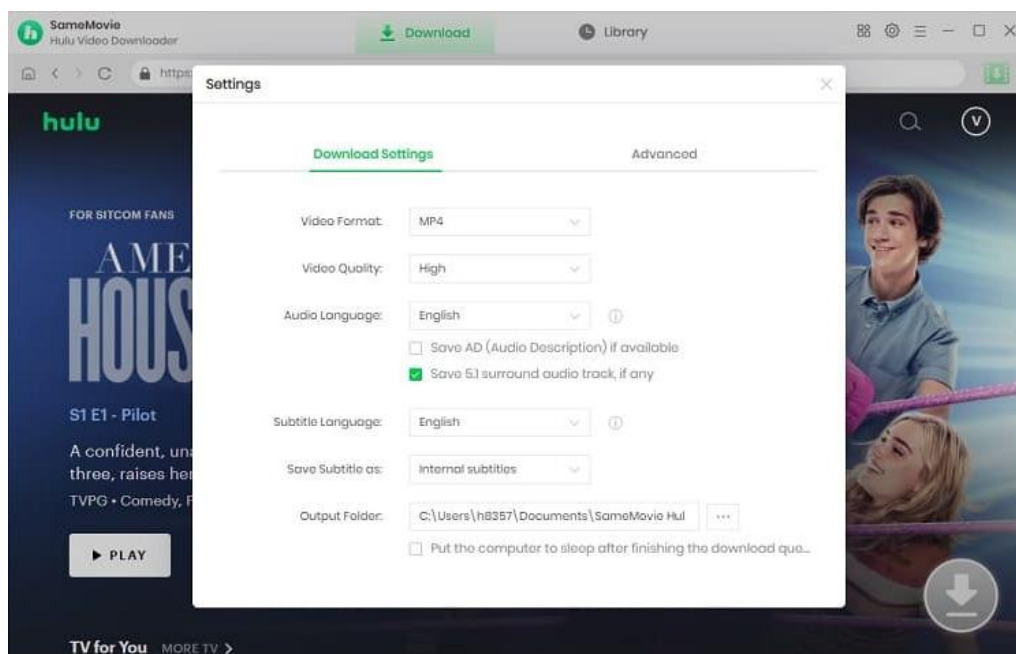
Run SameMovie Hulu Video Downloader firstly, then select the download site: Hulu US and Hulu Japan. Then log in with your Hulu account.





Step 2: Customize Output Settings

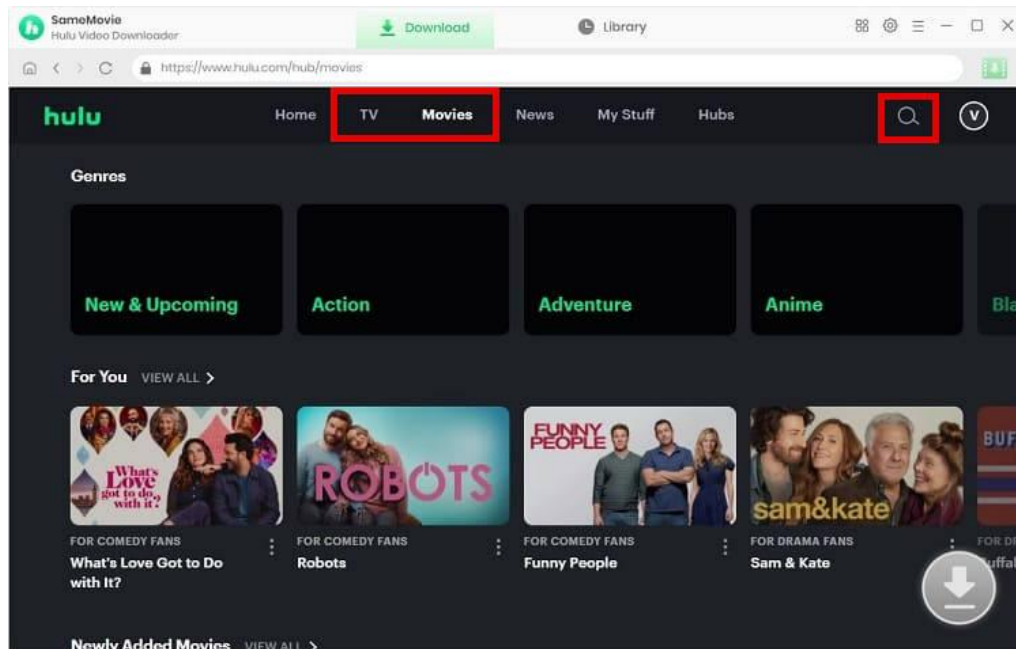
Open the “**Settings**” window to select your preferred output settings. You can set the parameters according to your own viewing needs. If your device has sufficient space, you can set the definition to “High”. In addition to the video resolution, you can choose the video format, audio, subtitles, and more.





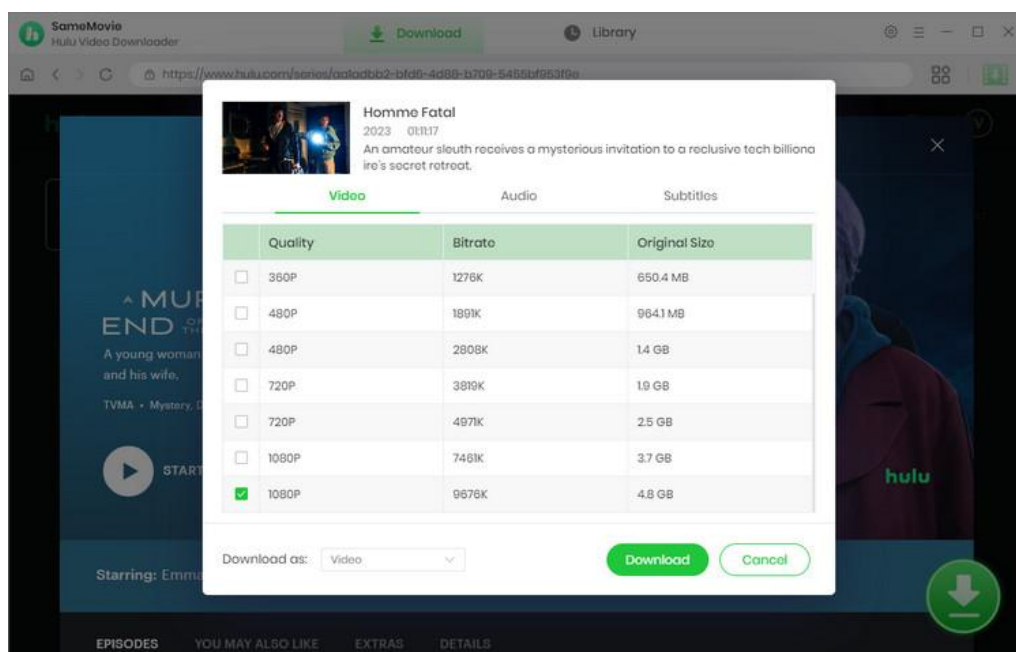
Step 3: Search for Hulu Video

Click the "TV" or "Movies" tab to browse the content of interest. Or click the search icon and enter the video name/keywords to search.



Step 4: Select Advanced Download Settings

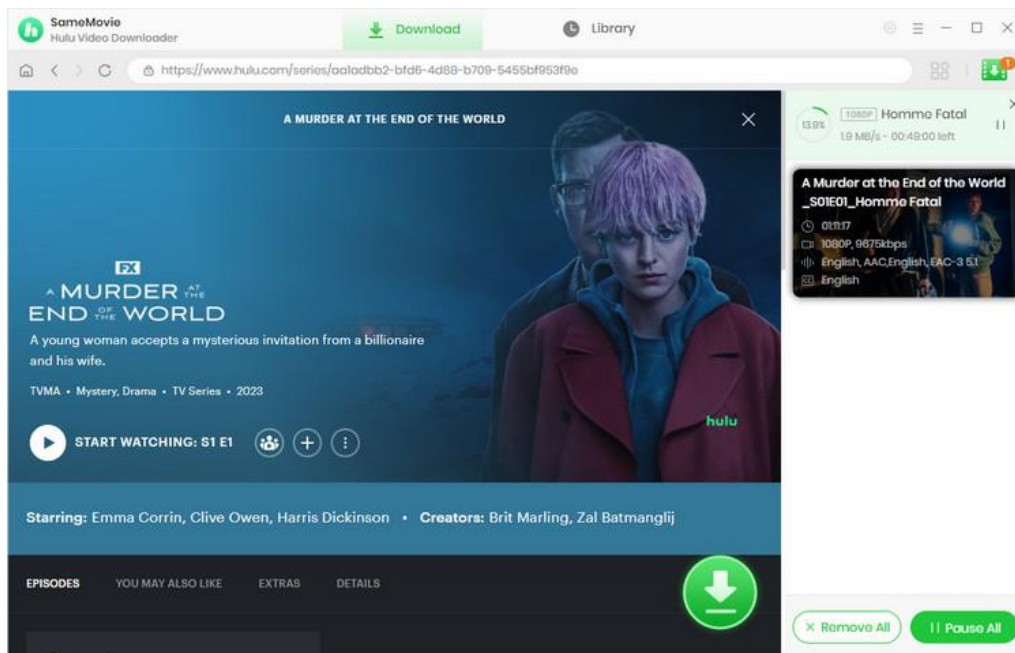
Find and click on the specific video to make the arrow icon available. Click the icon and select the advanced download settings for the selected movies. For example, you can pick a specific video resolution with its bitrate and size. When downloading TV series, you need to pick up the episode and season first.





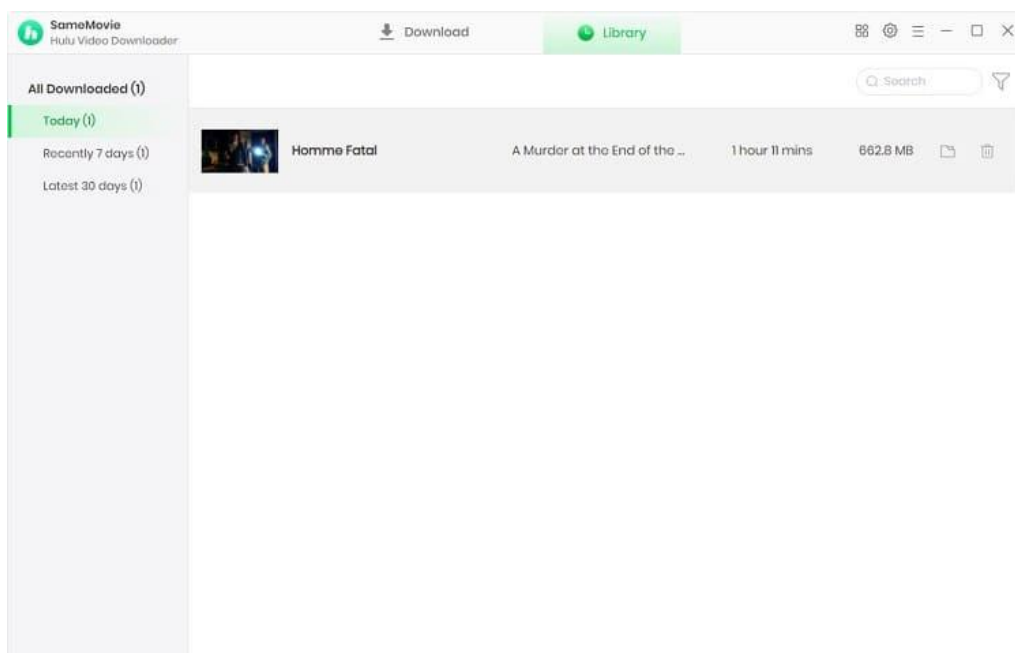
Step 5: Download Hulu Video

Click the **“Download”** button to start downloading videos, and the program will download the selected videos to the computer one by one.



Step 6: Check Download History

After downloading, you can check what you have downloaded by clicking the **“Library”** tab. Here you can find the record of all video files.





Support & Contact

- [Support](#)
- [Contact](#)

Support

For more information, please visit SameMovie official website:

Home Page: <https://www.samemovie.com/>

Product Page: <https://www.samemovie.com/hulu-video-downloader.html>

If you have any problem, you may help yourself with SameMovie FAQ page and support page.

FAQ Page: <https://www.samemovie.com/faqs-hulu-video-downloader.html>

Support Page: <https://www.samemovie.com/hulu-video-downloader/online-help.html>

Contact

If you encounter any problems that you can't figure out, please contact SameMovie technical support team for further assistance. Technical support inquiry, suggestion, feedback, proposal, compliments, or criticism, are all welcome.

We are always ready to serve you with prompt and useful email support. From Monday to Friday, we will answer your emails within 24 hours. If you send emails during weekends, we will answer your questions on the next Monday. Please allow time lag due to different time zones.

Support E-Mail: support@samemovie.com